


EJOT®



EJOT SDF-10V EJOT SDF-10H

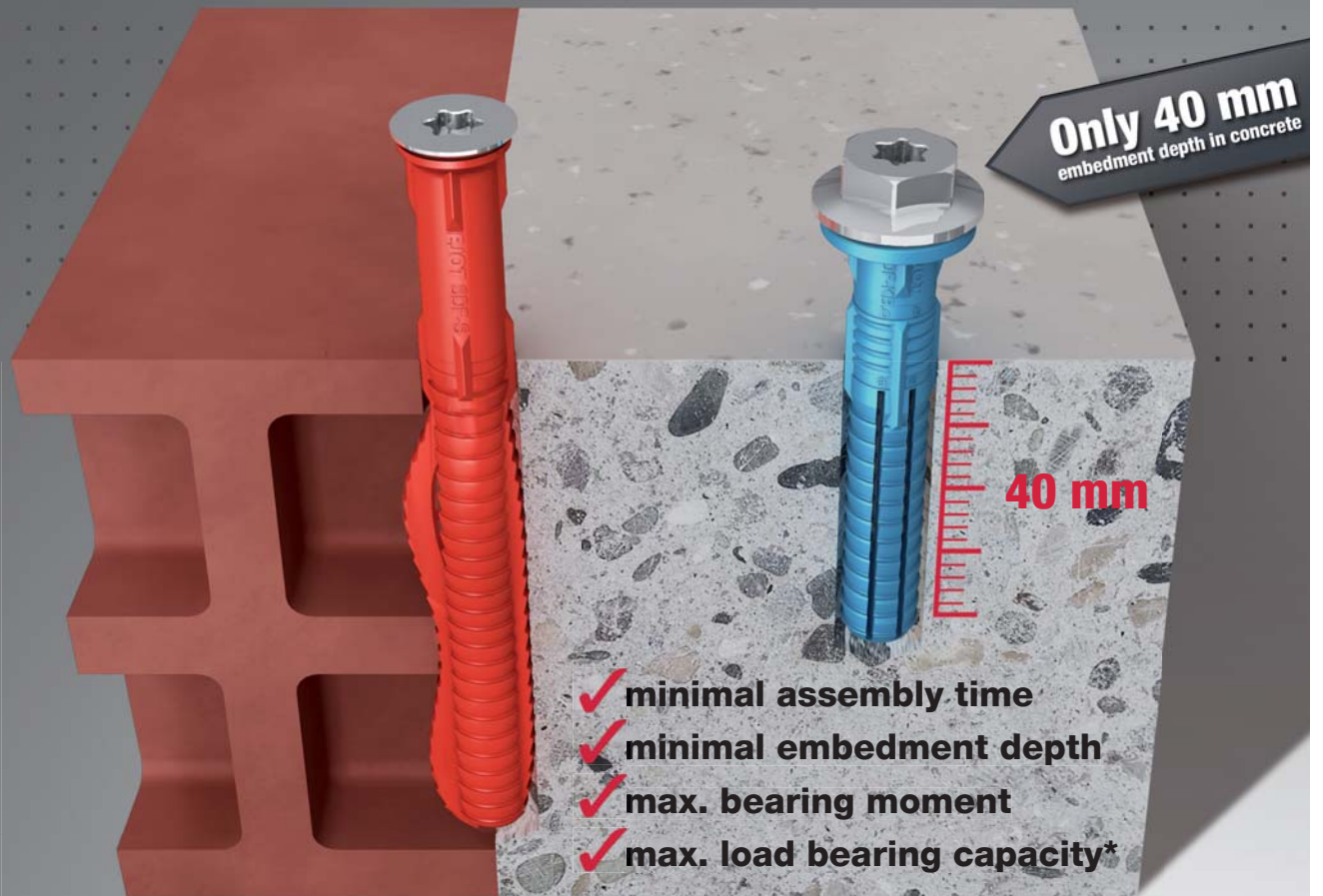
The New SDF Facade
Anchor Generation
with ETA Approval



www.rjfacades.com
Tel: +44 (0) 1483 898125

(R)evolution in concrete

The new generation of SDF facade anchors



*Anchor with radial expansion




EJOT®




The new EJOT SDF-10V facade anchor V = Vollstein (Solid Brick)

The most important product features at a glance



- 1 Screw with hexagon head drive and integrated internal drive T40 for tight components and washer for optimum load-transmission.
- 2 Collar flange for thermal separation between screw and attachment as well as seal ring to prevent moisture penetration.
- 3 Anchor with 2 setting depths
3a = embedment depth ≥ 40 mm in concrete
3b = embedment depth ≥ 50 mm in masonry
- 4 Screw with very short thread enables large side load.
- 5 Double safety lock against torsion for secure assembly
- 6 Radially expanding for consistent expansion


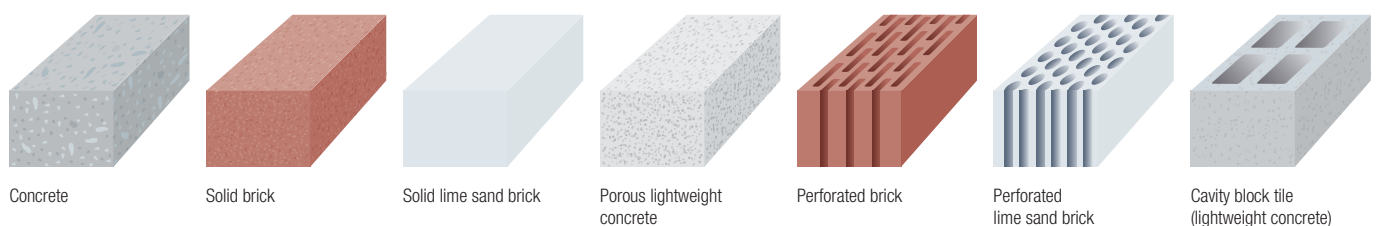


The new EJOT SDF-10H facade anchor H = Hollow Brick

The most important product features at a glance



- 1 Countersunk head screw with internal drive T40
- 2 Double safety lock against torsion for secure assembly
- 3 Radially expanding for consistent and optimal expansion for all perforated building materials
- 4 Screw with two-tier thread for high side load



EJOT®
Facade anchor SDF-S-10V

with countersunk head

TECHNICAL DATA

Hole depth in concrete $h_{1,1}$ ≥ 50 mm
 Effective embedment depth in concrete $h_{nom,1}$ ≥ 40 mm
 Hole depth in masonry $h_{1,2}$ ≥ 60 mm
 Effective embedment depth in masonry $h_{nom,2}$ ≥ 50 mm
 Drill-hole diameter d_0 10 mm
 Hole diameter of construction part to be installed

CHARACTERISTIC VALUES

Tensile load $N_{Rk,p}$ in concrete C12/15
 Temperature range 30 °C / 50 °C 4,50 kN
 Temperature range 50 °C / 80 °C 4,00 kN
 Transverse load $V_{Rk,s}$ in concrete C12/15 at $h_{nom,1} = 40$ mm
 Anchor with steel screw 7,93 kN
 Anchor with stainless steel screw A4 9,12 kN
 Transverse load $V_{Rk,s}$ at $h_{nom,2} = 50$ mm
 Anchor with steel screw 11,09 kN
 Anchor with stainless steel screw A4 12,94 kN
 Side load $M_{Rk,s}$ at $h_{nom,1} = 40$ mm
 Anchor with steel screw 13,80 Nm
 Anchor with stainless steel screw A4 16,09 Nm
 Side load $M_{Rk,s}$ at $h_{nom,2} = 50$ mm
 Anchor with steel screw 23,01 Nm
 Anchor with stainless steel screw A4 26,62 Nm
 F_{Rk} brick Mz 20-1,8, NF 2,50 kN
 F_{Rk} solid lime sand brick KS 36, NF 4,00 kN
 F_{Rk} solid lime sand brick KS 20, 8 DF 4,50 kN

PERMITTED LOAD*

Tensile load N_{per} in concrete C12/15
 Temperature range 30 °C / 50 °C 1,79 kN
 Temperature range 50 °C / 80 °C 1,59 kN
 Transverse load V_{per} in concrete C12/15 at $h_{nom,1} = 40$ mm
 Anchor with steel screw 4,53 kN
 Anchor with stainless steel screw A4 4,18 kN
 Transverse load V_{per} at $h_{nom,2} = 50$ mm
 Anchor with steel screw 6,34 kN
 Anchor with stainless steel screw A4 5,92 kN
 Max. permitted side load $h_{nom,1} = 40$ mm
 Anchor with steel screw 7,89 Nm
 Anchor with stainless steel screw A4 7,37 Nm
 Max. permitted side load at $h_{nom,2} = 50$ mm
 Anchor with steel screw 13,15 Nm
 Anchor with stainless steel screw A4 12,19 Nm
 Brick Mz 20-1,8, NF 0,71 kN
 Solid lime sand brick KS 36, NF 1,14 kN
 Solid lime sand brick KS 20, 8 DF 1,29 kN

NOTES

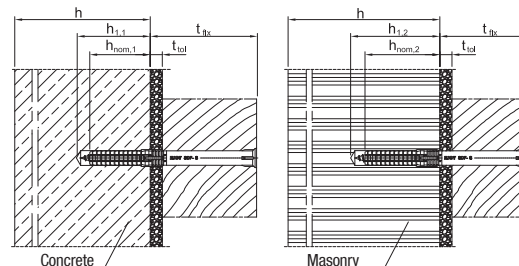
Please note the European Technical Approval ETA-10/0305 in your planning and in the processing of the products. Further information about parameters and loads can be found in the approval.

*For the calculation of the acceptable loading the material safety value γ_M and the factoral load $\gamma_F = 1,4$ were included.



APPLICATION RANGE ^A

- Installation of wood or metal components
- for all non-load carrying redundant systems according to ETAG 020
- suitable for the structural fastening of gates, doors, windows, square timber



APPROVAL

ETA-10/0305



DRIVE

Internal drive T40



Ø in mm	Anchor length L mm	Embedment thickness t_{tx} (concrete) ≤ mm	Embedment thickness t_{tx} (masonry) ≤ mm	PU	Price € / 100 pcs.	Order description	Item number
Anchor with steel screw with zinc-plated Cr(VI)-free coating (-V)							
10	50	10	—	100	47.00	SDF-S-10Vx50-V	8580050450
10	60	20	10	100	53.00	SDF-S-10Vx60-V	8580060450
10	70	30	20	100	55.00	SDF-S-10Vx70-V	8580070450
10	80	40	30	100	60.00	SDF-S-10Vx80-V	8580080450
10	100	60	50	100	64.00	SDF-S-10Vx100-V	8580100450
10	120	80	70	100	74.00	SDF-S-10Vx120-V	8580120450
10	140	100	90	100	84.00	SDF-S-10Vx140-V	8580140450
10	160	120	110	100	116.00	SDF-S-10Vx160-V	8580160450
10	180	140	130	100	189.00	SDF-S-10Vx180-V	8580180450
10	200	160	150	100	215.00	SDF-S-10Vx200-V	8580200450
10	220	180	170	100	254.00	SDF-S-10Vx220-V	8580220450

FEATURES

- anchor with an embedment depth of only 40 mm in concrete
- two installation depths (embedment in masonry 50 mm)
- very short expansion part, for short installation times
- optimum expanding part due to radial expansion
- very high side loads
- Cr VI-free coating of the screw
- product identification through different sleeve colours
- double safety lock against torsion for secure installation

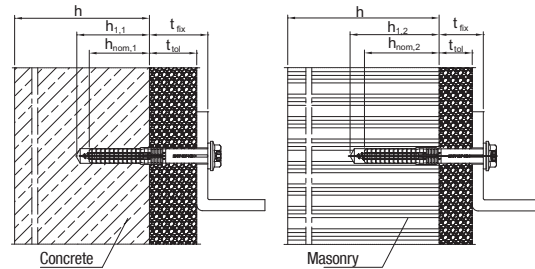
INSTALLATION SUBSTRATE

- Approved for:
- concrete
 - solid brick
 - solid lime sand brick
 - solid lightweight concrete bricks
- suitable for:
- natural stone with compact structure
 - plaster board



APPLICATION RANGE B

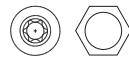
- Installation of metal components
- for all non-load carrying redundant systems according to ETAG 020
- suitable for the structural fastening of wall cupboards, cladding, metal angle pieces



APPROVAL
ETA-10/0305



DRIVE
Internal drive T40
Hexagon head A/F13



EJOT®
Facade anchor SDF-KB-10V

with hexagon head

TECHNICAL DATA

- Hole depth in concrete $h_{1,1}$ ≥ 50 mm
- Effective embedment depth in concrete $h_{nom,1}$ ≥ 40 mm
- Hole depth in masonry $h_{1,2}$ ≥ 60 mm
- Effective embedment depth in masonry $h_{nom,2}$ ≥ 50 mm
- Drill-hole diameter d_0 10 mm
- Hole diameter of construction part to be installed

CHARACTERISTIC VALUES

- Tensile load $N_{Rk,p}$ in concrete C12/15
 - Temperature range 30 °C / 50 °C 4,50 kN
 - Temperature range 50 °C / 80 °C 4,00 kN
- Transverse load $V_{Rk,s}$ in concrete C12/15 at $h_{nom,1} = 40$ mm
 - Anchor with steel screw 7,93 kN
 - Anchor with stainless steel screw A4 9,12 kN
- Transverse load $V_{Rk,s}$ at $h_{nom,2} = 50$ mm
 - Anchor with steel screw 11,09 kN
 - Anchor with stainless steel screw A4 12,94 kN
- Side load $M_{Rk,s}$ at $h_{nom,1} = 40$ mm
 - Anchor with steel screw 13,80 Nm
 - Anchor with stainless steel screw A4 16,09 Nm
- Side load $M_{Rk,s}$ at $h_{nom,2} = 50$ mm
 - Anchor with steel screw 23,01 Nm
 - Anchor with stainless steel screw A4 26,62 Nm
- F_{Rk} brick Mz 20-1,8, NF 2,50 kN
- F_{Rk} solid lime sand brick KS 36, NF 4,00 kN
- F_{Rk} solid lime sand brick KS 20, 8 DF 4,50 kN

PERMITTED LOAD*

- Tensile load N_{per} in concrete C12/15
 - Temperature range 30 °C / 50 °C 1,79 kN
 - Temperature range 50 °C / 80 °C 1,59 kN
- Transverse load V_{per} in concrete C12/15 at $h_{nom,1} = 40$ mm
 - Anchor with steel screw 4,53 kN
 - Anchor with stainless steel screw A4 4,18 kN
- Transverse load V_{per} at $h_{nom,2} = 50$ mm
 - Anchor with steel screw 6,34 kN
 - Anchor with stainless steel screw A4 5,92 kN
- Max. permitted side load $h_{nom,1} = 40$ mm
 - Anchor with steel screw 7,89 Nm
 - Anchor with stainless steel screw A4 7,37 Nm
- Max. permitted side load at $h_{nom,2} = 50$ mm
 - Anchor with steel screw 13,15 Nm
 - Anchor with stainless steel screw A4 12,19 Nm
- Brick Mz 20-1,8, NF 0,71 kN
- Solid lime sand brick KS 36, NF 1,14 kN
- Solid lime sand brick KS 20, 8 DF 1,29 kN

NOTES

Please note the European Technical Approval ETA-10/0305 in your planning and in the processing of the products. Further information about parameters and loads can be found in the approval.

*For the calculation of the acceptable loading the material safety value γ_M and the factoral load $\gamma_F = 1,4$ were included.

Ø in mm	Anchor length L mm	Embedment thickness t_{ix} (concrete) ≤ mm	Embedment thickness t_{ix} (masonry) ≤ mm	PU	Price € / 100 pcs.	Order description	Item number
Anchor with steel screw with zinc-plated Cr(VI)-free coating (-V)							
10	50	10	–	100	54.00	SDF-KB-10Vx50-V	8581050450
10	60	20	10	100	55.00	SDF-KB-10Vx60-V	8581060450
10	70	30	20	100	57.00	SDF-KB-10Vx70-V	8581070450
10	80	40	30	100	62.00	SDF-KB-10Vx80-V	8581080450
10	100	60	50	100	69.00	SDF-KB-10Vx100-V	8581100450
10	120	80	70	100	79.00	SDF-KB-10Vx120-V	8581120450
10	140	100	90	100	99.00	SDF-KB-10Vx140-V	8581140450
10	160	120	110	100	120.00	SDF-KB-10Vx160-V	8581160450
10	180	140	130	100	195.00	SDF-KB-10Vx180-V	8581180450
10	200	160	150	100	229.00	SDF-KB-10Vx200-V	8581200450
10	220	180	170	100	262.00	SDF-KB-10Vx220-V	8581220450
Anchor with stainless steel screws A4 (-E)							
10	50	10	–	100	149.00	SDF-KB-10Vx50-E	8581050650
10	60	20	10	100	165.00	SDF-KB-10Vx60-E	8581060650
10	70	30	20	100	184.00	SDF-KB-10Vx70-E	8581070650

FEATURES

- anchor with an embedment depth of only 40 mm in concrete
- two installation depths (embedment in masonry 50 mm)
- very short expansion part, for short installation times
- optimum expanding part due to radial expansion
- very high side loads
- Cr VI-free coating of the screw
- product identification through different sleeve colours
- double safety lock against torsion for secure installation

INSTALLATION SUBSTRATE

- Approved for:
- concrete
 - solid brick
 - solid lime sand brick
 - solid lightweight concrete bricks
- suitable for:
- natural stone with compact structure
 - plaster board

**EJOT®
Facade anchor SDF-S-10H**

with countersunk head

TECHNICAL DATA

Hole depth h_1 ≥ 80 mm
 Effective embedment depth h_{nom} ≥ 70 mm
 Drill-hole diameter d_0 = 10 mm
 Hole diameter of construction part to be installed

CHARACTERISTIC VALUES

Tensile load $N_{Rk,D}$ in concrete C12/15
 Temperature range 30 °C / 50 °C 4,50 kN
 Temperature range 50 °C / 80 °C 4,00 kN
 transverse load $V_{Rk,S}$
 Anchor with steel screw 9,35 kN
 Anchor with stainless steel screw A4 10,91 kN
 Side load $M_{Rk,S}$
 Anchor with steel screw 17,67 Nm
 Anchor with stainless steel screw A4 20,62 Nm
 Brick Mz 20-1,8, NF 4,00 kN
 Solid lime sand brick KS 36, NF 4,50 kN
 Solid lime sand brick KS 20, 8 DF 4,50 kN
 Solid lightweight concrete brick V6, 2 DF 2,00 kN
 Porous lightweight concrete 2,00 kN
 Vertically perforated brick HLz 12-0,9, NF 2,00 kN
 Perforated lime sand brick KSL 12, 4 DF 2,50 kN
 Cavity block tile made of lightweight concrete
 Hbl 10, 12 DF 1,20 kN

PERMITTED LOAD*

Tensile load N_{per} in concrete C12/15
 Temperature range 30 °C / 50 °C 1,79 kN
 Temperature range 50 °C / 80 °C 1,59 kN
 Transverse load V_{zul}
 Anchor with steel screw 5,34 kN
 Anchor with stainless steel screw A4 5,00 kN
 Max. permitted side load
 Anchor with steel screw 10,10 Nm
 Anchor with stainless steel screw A4 9,44 Nm
 Brick Mz 20-1,8, NF 1,14 kN
 Solid lime sand brick KS 36, NF 1,29 kN
 Solid lime sand brick KS 20, 8 DF 1,29 kN
 Solid lightweight concrete brick V6, 2 DF 0,57 kN
 Porous lightweight concrete 0,57 kN
 Vertically perforated brick HLz 12-0,9, NF 0,57 kN
 Perforated lime sand brick KSL 12, 4 DF 0,71 kN
 Cavity block tile made of lightweight concrete
 Hbl 10, 12 DF 0,34 kN

NOTES

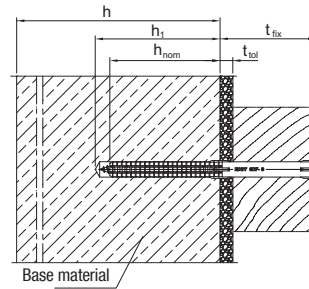
Please note the European Technical Approval ETA-10/0305 in your planning and in the processing of the products. Further information about parameters and loads can be found in the approval.

*For the calculation of the acceptable loading the material safety value γ_m and the factoral load $\gamma_f = 1,4$ were included.



APPLICATION RANGE A

- Installation of wood or metal components
- for all non-load carrying redundant systems according to ETAG 020
- suitable for the structural fastening of gates, doors, windows, square timber



APPROVAL
ETA-10/0305



DRIVE

Internal drive T40



Ø in mm	Anchor length L mm	Embedment thickness $t_{fix} \leq$ mm	PU	Price € / 100 pcs.	Order description	Item number
Anchor with steel screw with zinc-plated Cr(VI)-free coating (-V)						
10	80	10	100	55.00	SDF-S-10Hx80-V	8510080420
10	100	30	100	65.00	SDF-S-10Hx100-V	8510100420
10	120	50	100	73.00	SDF-S-10Hx120-V	8510120420
10	140	70	100	84.00	SDF-S-10Hx140-V	8510140420
10	160	90	100	97.00	SDF-S-10Hx160-V	8510160420
10	180	110	100	145.00	SDF-S-10Hx180-V	8510180420
10	200	130	100	213.00	SDF-S-10Hx200-V	8510200420
10	220	150	100	258.00	SDF-S-10Hx220-V	8510220420
Anchor with stainless steel screws A4 (-E)						
10	80	10	100	167.00	SDF-S-10Hx80-E	8510080620
10	100	30	100	198.00	SDF-S-10Hx100-E	8510100620
10	120	50	100	239.00	SDF-S-10Hx120-E	8510120620
10	140	70	100	284.00	SDF-S-10Hx140-E	8510140620
10	160	90	100	344.00	SDF-S-10Hx160-E	8510160620
10	180	110	100	429.00	SDF-S-10Hx180-E	8510180620
10	200	130	100	518.00	SDF-S-10Hx200-E	8510200620
10	220	150	100	583.00	SDF-S-10Hx220-E	8510220620

FEATURES

- approved for all common building materials
- reliable installation in problematic building material due to optimised expansion part
- secure hold due to radial expansion
- Cr VI-free coating of the screw
- product identification through different sleeve colours
- double safety lock against torsion for secure installation

INSTALLATION SUBSTRATE

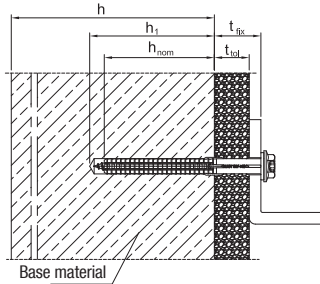
Approved for:

- concrete
 - solid brick
 - solid lime sand brick
 - solid lightweight concrete bricks
 - vertically perforated bricks
 - lightweight vertically perforated bricks
 - perforated lime sand brick
 - lightweight concrete cavity block
 - porous lightweight concrete
- suitable for:
- natural stone
 - plaster board
 - non-classified cavity and perforated brick



APPLICATION RANGE B

- Installation of metal components
- for all non-load carrying redundant systems according to ETAG 020
- suitable for the structural fastening of wall cupboards, cladding, metal angle pieces

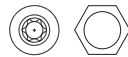


APPROVAL
ETA-10/0305



DRIVE

Internal drive T40
Hexagon head AVF13



EJOT®
Facade anchor SDF-KB-10H

with hexagon head

TECHNICAL DATA

Hole depth h_1 ≥ 80 mm
 Effective embedment depth h_{nom} ≥ 70 mm
 Drill-hole diameter d_0 = 10 mm
 Hole diameter of construction part to be installed

CHARACTERISTIC VALUES

Tensile load $N_{Rk,p}$ in concrete C12/15
 Temperature range 30 °C / 50 °C 4,50 kN
 Temperature range 50 °C / 80 °C 4,00 kN
 transverse load $V_{Rk,s}$
 Anchor with steel screw 9,35 kN
 Anchor with stainless steel screw A4 10,91 kN
 Side load $M_{Rk,s}$
 Anchor with steel screw 17,67 Nm
 Anchor with stainless steel screw A4 20,62 Nm
 Brick Mz 20-1,8, NF 4,00 kN
 Solid lime sand brick KS 36, NF 4,50 kN
 Solid lime sand brick KS 20, 8 DF 4,50 kN
 Solid lightweight concrete brick V6, 2 DF 2,00 kN
 Porous lightweight concrete 2,00 kN
 Vertically perforated brick HLz 12-0,9, NF 2,00 kN
 Perforated lime sand brick KSL 12, 4 DF 2,50 kN
 Cavity block tile made of lightweight concrete
 Hbl 10, 12 DF 1,20 kN

PERMITTED LOAD*

Tensile load N_{per} in concrete C12/15
 Temperature range 30 °C / 50 °C 1,79 kN
 Temperature range 50 °C / 80 °C 1,59 kN
 Transverse load V_{zul}
 Anchor with steel screw 5,34 kN
 Anchor with stainless steel screw A4 5,00 kN
 Max. permitted side load
 Anchor with steel screw 10,10 Nm
 Anchor with stainless steel screw A4 9,44 Nm
 Brick Mz 20-1,8, NF 1,14 kN
 Solid lime sand brick KS 36, NF 1,29 kN
 Solid lime sand brick KS 20, 8 DF 1,29 kN
 Solid lightweight concrete brick V6, 2 DF 0,57 kN
 Porous lightweight concrete 0,57 kN
 Vertically perforated brick HLz 12-0,9, NF 0,57 kN
 Perforated lime sand brick KSL 12, 4 DF 0,71 kN
 Cavity block tile made of lightweight concrete
 Hbl 10, 12 DF 0,34 kN

NOTES

Please note the European Technical Approval ETA-10/0305 in your planning and in the processing of the products. Further information about parameters and loads can be found in the approval.

*For the calculation of the acceptable loading the material safety value γ_M and the factoral load $\gamma_F = 1,4$ were included.

Ø in mm	Anchor length L mm	Embedment thickness $t_{fix} \leq$ mm	PU	Price € / 100 pcs.	Order description	Item number
Anchor with steel screw with zinc-plated Cr(VI)-free coating (-V)						
10	80	10	100	58,00	SDF-KB-10Hx80-V	8513080420
10	100	30	100	69,00	SDF-KB-10Hx100-V	8513100420
10	120	50	100	76,00	SDF-KB-10Hx120-V	8513120420
10	140	70	100	89,00	SDF-KB-10Hx140-V	8513140420
10	160	90	100	105,00	SDF-KB-10Hx160-V	8513160420
10	180	110	100	149,00	SDF-KB-10Hx180-V	8513180420
10	200	130	100	227,00	SDF-KB-10Hx200-V	8513200420
10	220	150	100	266,00	SDF-KB-10Hx220-V	8513220420
Anchor with stainless steel screws A4 (-E)						
10	80	10	100	183,00	SDF-KB-10Hx80-E	8513080620
10	100	30	100	211,00	SDF-KB-10Hx100-E	8513100620
10	120	50	100	254,00	SDF-KB-10Hx120-E	8513120620
10	140	70	100	295,00	SDF-KB-10Hx140-E	8513140620
10	160	90	100	356,00	SDF-KB-10Hx160-E	8513160620
10	180	110	100	446,00	SDF-KB-10Hx180-E	8513180620
10	200	130	100	540,00	SDF-KB-10Hx200-E	8513200620
10	220	150	100	614,00	SDF-KB-10Hx220-E	8513220620

FEATURES

- approved for all common building materials
- reliable installation in problematic building material due to optimised expansion part
- secure hold due to radial expansion
- Cr VI-free coating of the screw
- product identification through different sleeve colours
- double safety lock against torsion for secure installation

INSTALLATION SUBSTRATE

- Approved for:
- concrete
 - solid brick
 - solid lime sand brick
 - solid lightweight concrete bricks
 - vertically perforated bricks
 - lightweight vertically perforated bricks
 - perforated lime sand brick
 - lightweight concrete cavity block
 - porous lightweight concrete
- suitable for:
- natural stone
 - plaster board
 - non-classified cavity and perforated brick

Anchor range – product overview



Anchor length range with steel screws with zinc-plated Cr(VI)-free coating

Length [mm]	SDF-S-10V	SDF-KB-10V	SDF-S-10H	SDF-KB-10H	SDF-S-8	SDF-KB-8	SDF-S-10U	SDF-S-14U	SDP-S-10S	SDP-KB-10S	SDP-KB-14
50	•	•									
60	•	•				•					
70	•	•									
80	•	•	•	•	•	•			•	•	•
100	•	•	•	•	•	•			•	•	•
120	•	•	•	•	•	•			•	•	
140	•	•	•	•	•	•			•	•	
160	•	•	•	•	•	•			•	•	
180	•	•	•	•	•	•		•	•	•	
200	•	•	•	•	• ¹⁾	• ¹⁾			•	•	
220	•	•	•	•	• ¹⁾	• ¹⁾		•	•	•	
250							•				
260								•			
275							•				
300							•	•			
360								•			

¹⁾ Delivery time upon request

Anchor length range with A4 stainless steel screws

Length [mm]	SDF-S-10V	SDF-KB-10V	SDF-S-10H	SDF-KB-10H	SDF-S-8	SDF-KB-8	SDF-S-10U	SDF-S-14U	SDP-S-10S	SDP-KB-10S	SDP-KB-14
50		•									
60		•				•					
70		•									
80			•	•	• ¹⁾	•			•	•	•
100			•	•	•	•			•	•	•
120			•	•	•	•			•	•	
140			•	•	•	•			•	•	
160			•	•	•	•			•	•	
180			•	•	•	•			•	•	
200			•	•	• ¹⁾	• ¹⁾			• ¹⁾	• ¹⁾	
220			•	•	• ¹⁾	• ¹⁾			• ¹⁾	• ¹⁾	

¹⁾ Delivery time upon request

Anchor screw head style and type of drive

Design	SDF-S-10V	SDF-KB-10V	SDF-S-10H	SDF-KB-10H	SDF-S-8	SDF-KB-8	SDF-S-10U	SDF-S-14U	SDP-S-10S	SDP-KB-10S	SDP-KB-14
Countersunk head	•		•		•		•		•		
Hexagon Head		•		•		•		•		•	•
T30					•						
T40	•	•	•	•			•		•		
A/F 10						•					
A/F 13		•		•						•	
A/F 17								•			•

Anchor range – product overview

Approval		ETA-10/0305		Z-21.2-589			Z-21.2-967	
Type of Anchor		SDF-10V	SDF-10H	SDF-8	SDF-10U	SDF-14U	SDP-10S	SDP-14
Nominal drill diameter	d_{nom} / d_0 [mm]	10	10	8	10	14	10	14
Maximum drill diameter	d_{cut} [mm] ≤	10.45	10.45	8.45	10.45	14.5	10.45	14.5
Drill hole depth	h_t / t [mm] ≥	50 / 60	80	60	80	80	80	80
Embedment depth (concrete + masonry)	h_{nom} / h_v [mm] ≥	–	70	50	70	70	70	70
Embedment depth (concrete)	$h_{nom,1} / h_v$ [mm] ≥	40	–	–	–	–	–	–
Embedment depth (masonry)	$h_{nom,2} / h_v$ [mm]	50	–	–	–	–	–	–
Hole diameter of construction part to be installed	d_i [mm]	10.5	10.5	8.5	10.5	14.5	10.5	14.5

Building materials	Standard	SDF-10V	SDF-10H	SDF-8	SDF-10U	SDF-14U	SDP-10S	SDP-14
standard concrete	DIN 1045	•	•	•	•	•		
solid brick ≥ Mz 12	DIN 105	•	•	•	•	•		
vertically perforated bricks ≥ Hlz 12	DIN 105-1		•		•	•		
vertically perforated brick LHz ¹⁾	DIN 105-2		•		•	•		
solid lime sand brick ≥ KS 12	DIN 106	•	•	•	•	•		
perforated lime sand brick ≥ KSL 6	DIN 106		•		•	•		
slag brick ¹⁾	DIN 398				•	•		
lightweight concrete cavity block ≥ HBL 2	DIN 18151		•		•	•		
solid lightweight concrete bricks	DIN 18152		•	•	•	•		
solid concrete brick ¹⁾	DIN 18153			•	•	•		
concrete cavity block ¹⁾	DIN 18153				•	•		
concrete rain screen ≥ C 12/15	DIN 1045	•		•	•			
porous lightweight concrete	TGL		•		•	•		
porous concrete	DIN 1053/DIN 4165						•	•
porous concrete Laubig/Parchim	TGL						•	•

¹⁾ Generally: pull-out test on the structure

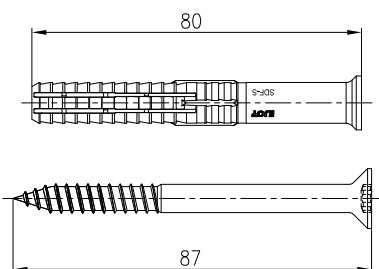
EJOT product key

Example 1:



SDF-S-10Vx80-V

- SDF = facade screw anchor
- S = countersunk head anchor with countersunk head screw
- 10 = anchor diameter in mm
- V = solid brick
- x80 = anchor length in mm
- V = steel screw with Cr(VI)-free surface



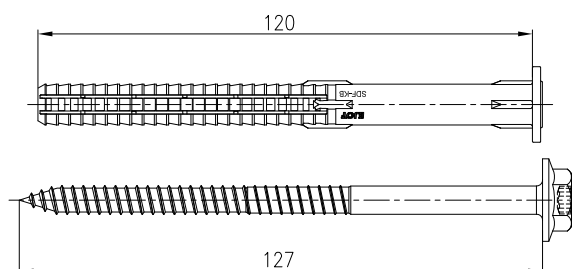
SDF-S ø10V x 80

Example 2:



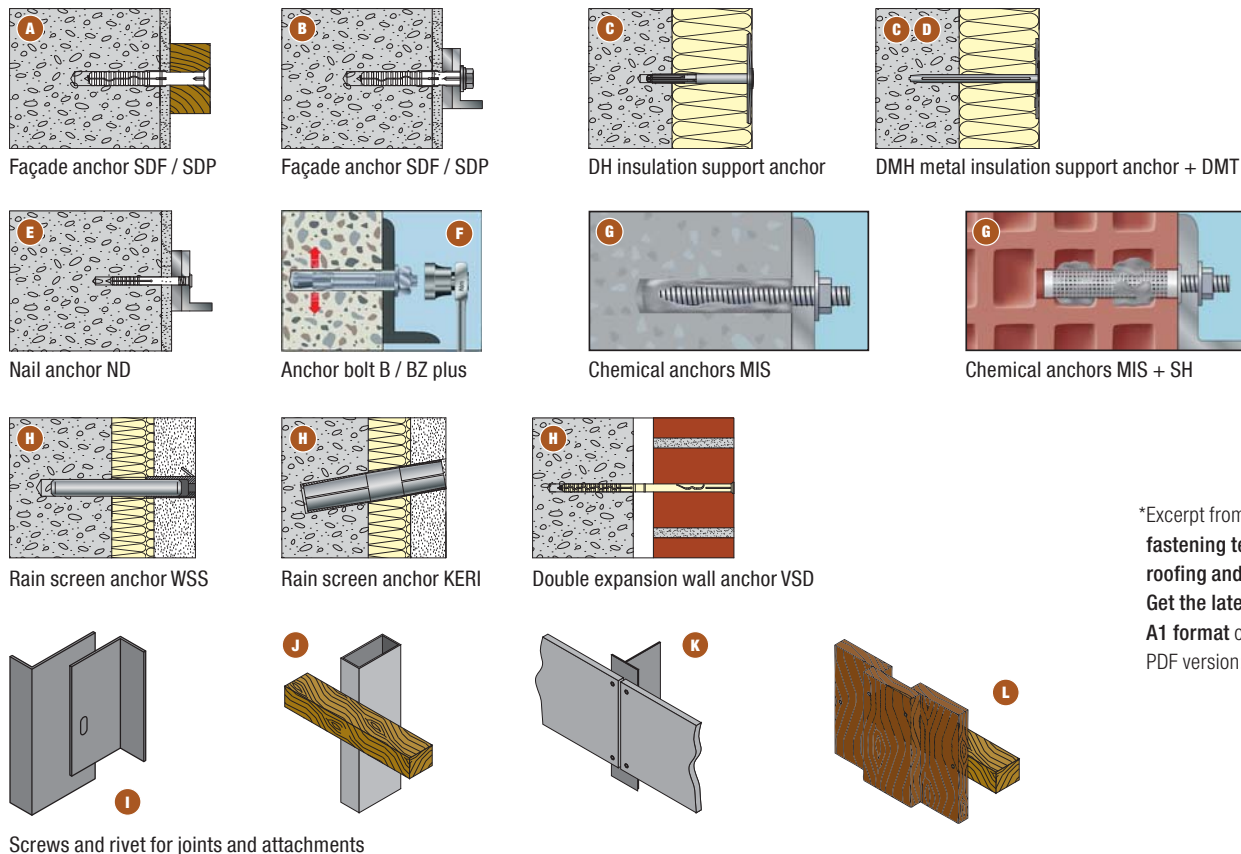
SDF-KB-10Hx120-E

- SDF = facade screw anchor
- KB = collar flange anchor with hexagon screw
- 10 = anchor diameter in mm
- H = hollow brick
- x120 = anchor length in mm
- E = A4 stainless steel screw





SDF-KB ø10H x 120

All products from the rear-ventilated facade (VHF) product range*



*Excerpt from our poster
fastening technology for
roofing and cladding.
Get the latest poster in DIN
A1 format or download the
PDF version: www.ejot.com

Application Range	Surface	Fastening solution	Approval	Tools	
Verankerungen	A Verankerung von Anbauteilen aus Holz	Beton Vollstein	SDF-S-8 SDF-S-10V	Z-21.2-589 ETA-10/0305	 Anchor screwgun 246 Blow-out pump  EJOT Ausblaspumpe
		Beton Vollstein, Lochstein	SDF-S-10U SDF-S-10H SDF-S-14U	Z-21.2-589 ETA-10/0305 Z-21.2-589	
	B Verankerung von Anbauteilen aus Metall	Porenbeton	SDP-S-10S	Z-21.2-967	
		Beton Vollstein	SDF-KB-8 SDF-KB-10V	Z-21.2-589	
		Beton Vollstein, Lochstein	SDF-KB-10H	ETA-10/0305	
	C Befestigung von weichen Dämmstoffen	Beton Vollstein, Lochstein Porenbeton	Dämmhalter DH	-	
			Dämmstoffmetallhalter DMH + Dämmstoffmetallhalter DMT	-	
	D Befestigung von harten Dämmstoffen	Beton Vollstein, Lochstein Porenbeton	-	-	
	E Montage von leichten/konstruktiven Befestigungen	Beton Vollstein, Lochstein	Wegdubel ND-K-8	-	
	F Verankerung in Betondruckzone (ungerissen)	Beton	Bolzenanker B	Z-21.1-1589 ETA-01/0013	
F Verankerung in Betonzugzone (gerissen)	Beton	Bolzenanker BZ plus	ETA-03/0017		
G Injektionstechnik zur spreizdruckfreien Verankerung	Vollstein, Lochstein	Mörtelkartusche MIS-S 345 (Polyester) + Gewindestangen + Siebhülsen SH	Z-21.3-1815 Z-21.3-1816	Applicator gun APVM Mixer MD Blow-out pump	
	Beton Vollstein, Lochstein	Mörtelkartusche MIS-V 345 (Vinylester) + Gewindestangen+ Siebhülsen SH	ETA-06/0067 ETA-06/0068 ETA-06/0069		
H Verankerungen zur Sanierung von Fassadenelementen	2-schaliges Mauerwerk	VSD	Z-21.2-1652	-	
	3-schichtige Außenwandelemente	WSS KERI	ETA-99/0007 Z-21.8-1265	Core drill plate drill jig	
Verbindungen, Befestigungen	I Aluminiumverbindung mit Gleit- und Festpunkten	Aluminium	JT4-3H/5-5,5x19	P-013611	-
			Blindniet K14-AI/E	ETA-10/0200	Nosepiece, Rivet gun
			JT4-6/3-5,5x19	-	-
			JT4-S-2-4,8x48	P-013604	-
	J Holztraglatten	JT4-ST3-3-4,8x35	-	-	-
K Fassadenbekleidung	Holz	SH3-S-4,0xLänge	-	-	
L Holzbekleidung		SH3-S-5,0xLänge	-	-	

wird noch übersetzt